

IC-9700 → Contest2-144 LNA Instructions

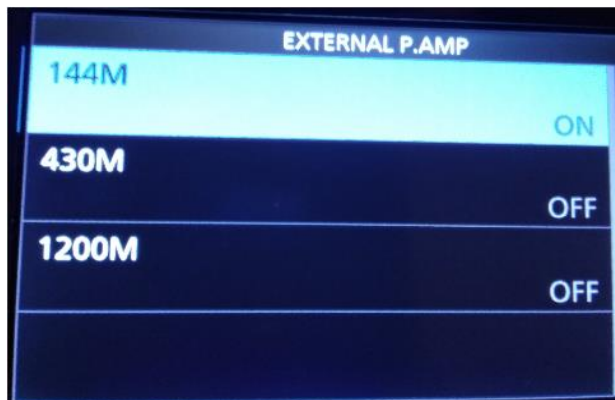
1. Press the **Menu** button on the IC-9700 and select **SET**.
2. On the **SET** page, search for and select **Connectors**.



3. On the **Connectors** page, select **External P.AMP**.

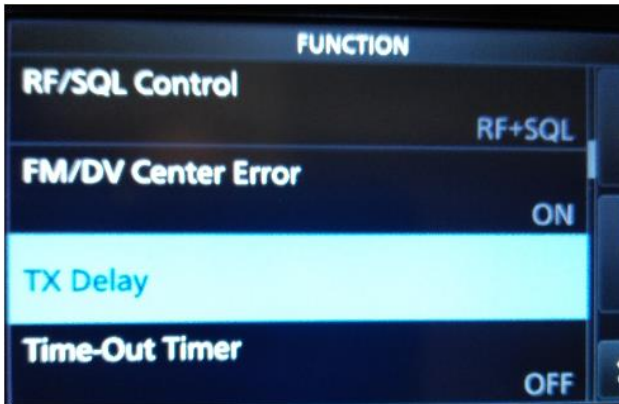


And set the relevant bands to **ON**.

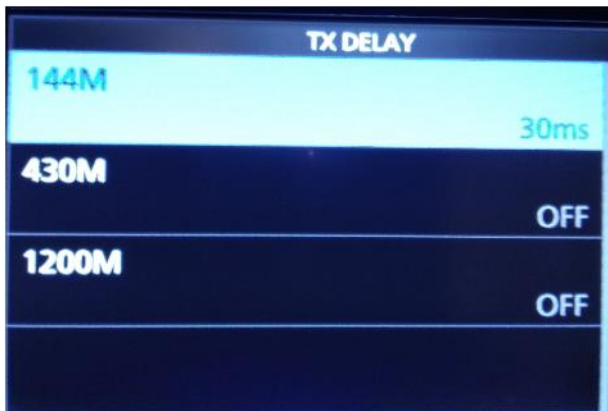


4. Return to the **Set** page. Search for and select **Function**.

5. Select **TX Delay**.

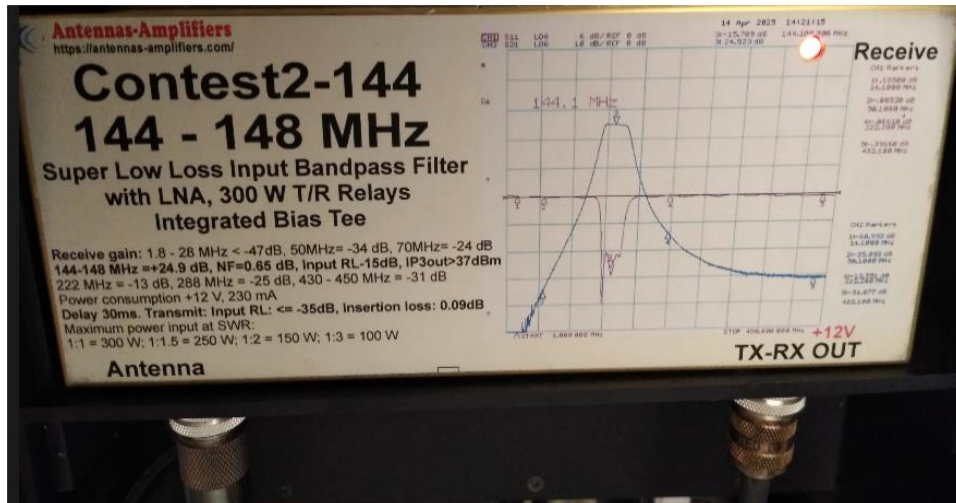


And set the relevant bands to **30ms**.



6. Press the **Function** button and then select page **2**.
7. Press EXT P.AMP to toggle the LNA **ON**.





Press EXT P.AMP again to toggle the LNA OFF.

